

















STANDARD PRODUCTS

Item	Size	Quality	Production Type
 Flats	width from 6 to 500 mm thickness from 2 to 80 mm	S235JR, S355J2, C35, C45, 11SMn30, 11 SMnPb30, 42 CrMo4, 39 NiCrMo3	Cold Drawn
 Flats	width from 20 to 800 mm thickness from 5 to 200 mm	C45	Rolled
 Flats	width from 200 to 300 mm thickness from 150 to 200 mm	C45	Forged
 Squares	from 3 to 160 mm	S235JR, S355J2, C35, C45, 11SMn30, 11 SMnPb30, 42 CrMo4, 39 NiCrMo3	Cold Drawn
 Squares	from 20 to 200 mm	C45	Hot Rolled
 Squares	from 20 to 200 mm	C45	Forged
 Rounds	from 2 to 150 mm	S235JR, S355J2, C35, C45, 11SMn30, 11 SMnPb30, 42 CrMo4, 39 NiCrMo3	Cold Drawn
 Rounds	from 15 to 200 mm	S235JR, S355J2, C35, C45, 11SMn30, 11 SMnPb30, 42 CrMo4, 39 NiCrMo3	Peeled - Reeled
 Rounds	from 10 to 160 mm	S235JR, S355J2, C35, C45, 11SMn30, 11 SMnPb30, 42 CrMo4, 39 NiCrMo3	Ground
 Rounds	from 15 to 350 mm	S355J2, C45	Hot Rolled
 Rounds	from 300 to 800 mm	S355J2, C45	Forged
 Hexagons	from 2 to 150 mm	S235JR, S355J2, C35, C45, 11SMn30, 11 SMnPb30, 42 CrMo4, 39 NiCrMo3	Cold Drawn
 Splined Shafts	from 14 x 11 mm to 48 x 42 mm	C45	Cold Drawn
 Equal Leg Angles	from 10 x 10 x 2 mm to 100 x 100 x 10 mm	S235JR	Cold Drawn
 Unequal Leg Angles	from 25 x 15 x 3 mm 100 x 50 x 10 mm	S235JR	Cold Drawn
 Equal Leg Angles	from 20 x 20 x 3 mm to 100 x 100 x 10 mm	S235JR	Cold Drawn