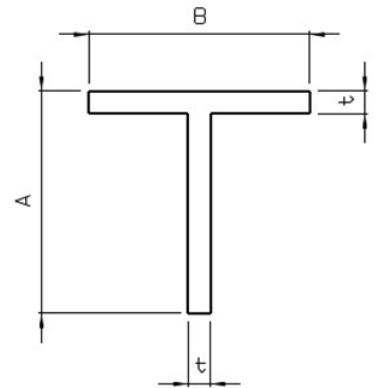


# Equal T-Shape

## Laser fused - Saldato Laser

A	B	t	kg/m
20	20	3	0,89
20	20	4	1,17
25	25	3	1,13
25	25	3,5	1,3
25	25	4	1,47
30	30	3	1,37
30	30	4	1,79
30	30	5	2,2
35	35	3	1,61
35	35	4	2,11
35	35	5	2,61
40	40	3	1,85
40	40	4	2,43
40	40	5	3
40	40	6	3,55
45	45	3	2,1
45	45	4	2,77
45	45	5	3,4
45	45	6	4,05
50	50	3	2,33
50	50	4	3,07
50	50	5	3,8
50	50	6	4,51
50	50	7	5,22
50	50	8	5,9
60	60	4	3,71
60	60	5	4,6
60	60	6	5,47
60	60	7	6,33
60	60	8	7,17
60	60	10	8,8



### Dimensional Tolerances

Tolleranze dimensionali

EN 10055

### Available materials

Qualità disponibili

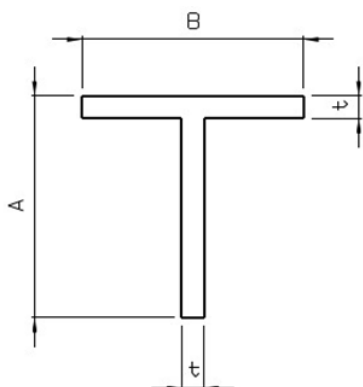
AISI 304/W.1.4301

AISI 304L/W.1.4307

AISI 316/W.1.4401

AISI 316L/W.1.4404

AISI 316Ti/W.1.4571



**Dimensional Tolerances**

Tolleranze dimensionali

EN 10055

**Available materials**

Qualità disponibili

AISI 304/W.1.4301

AISI 304L/W.1.4307

AISI 316/W.1.4401

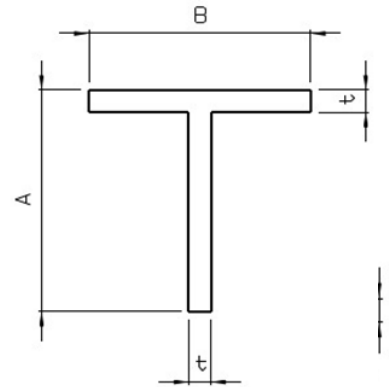
AISI 316L/W.1.4404

AISI 316Ti/W.1.4571

A	B	t	kg/m
65	65	5	5,01
65	65	6	5,97
65	65	7	6,9
65	65	8	7,82
65	65	9	8,73
65	65	10	9,61
70	70	5	5,41
70	70	6	6,43
70	70	7	7,45
70	70	8	8,45
70	70	9	9,43
70	70	10	10,4
75	75	5	5,81
75	75	6	6,91
75	75	7	8,02
75	75	8	9,1
75	75	9	10,17
75	75	10	11,21
80	80	5	6,2
80	80	6	7,39
80	80	7	8,57
80	80	8	9,73
80	80	9	10,87
80	80	10	12
90	90	6	8,37
90	90	7	9,7
90	90	8	11,01
90	90	9	12,31
90	90	10	13,6
100	100	6	9,33
100	100	7	10,82
100	100	8	12,29
100	100	9	13,75
100	100	10	15,2
100	100	11	16,63
100	100	12	18,05
110	110	6	10,29
110	110	7	11,94
110	110	8	13,58
110	110	9	15,21

## EQUAL T-SHAPE LASER FUSED

A	B	t	kg/m
110	110	10	16,81
110	110	11	18,41
110	110	12	19,98
120	120	7	13,06
120	120	8	14,85
120	120	9	16,65
120	120	10	18,4
120	120	11	20,15
120	120	12	21,89
120	120	13	23,61
120	120	15	27
130	130	8	16,14
130	130	9	18,09
130	130	10	20,01
130	130	11	21,93
130	130	12	23,82
130	130	13	25,7
130	130	15	29,41
140	140	8	17,42
140	140	9	19,53
140	140	10	21,61
140	140	11	23,69
140	140	12	25,74
140	140	13	27,78
140	140	15	31,81
150	150	8	18,7
150	150	9	20,97
150	150	10	23,21
150	150	12	27,66
150	150	13	29,86
150	150	15	34,2
150	150	20	44,81
160	160	10	24,81
160	160	12	29,58
160	160	13	31,94
160	160	15	36,61
160	160	20	48,01
180	180	10	28,01
180	180	12	33,42
180	180	13	36,1



### Dimensional Tolerances

Tolleranze dimensionali

EN 10055

### Available materials

Qualità disponibili

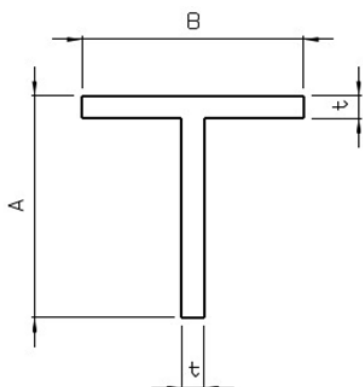
AISI 304/W.1.4301

AISI 304L/W.1.4307

AISI 316/W.1.4401

AISI 316L/W.1.4404

AISI 316Ti/W.1.4571



### Dimensional Tolerances

Tolleranze dimensionali

EN 10055

A	B	t	kg/m
180	180	15	41,41
180	180	20	54,41
200	200	10	31,2
200	200	12	37,26
200	200	13	40,26
200	200	15	46,21
200	200	20	60,81
250	250	10	39,21
250	250	12	46,86
250	250	13	50,66
250	250	15	58,2
250	250	20	76,81
300	300	10	47,21
300	300	12	56,46
300	300	13	61,06
300	300	15	70,21
300	300	20	92,8

### Available materials

Qualità disponibili

AISI 304/W.1.4301

AISI 304L/W.1.4307

AISI 316/W.1.4401

AISI 316L/W.1.4404

AISI 316Ti/W.1.4571